
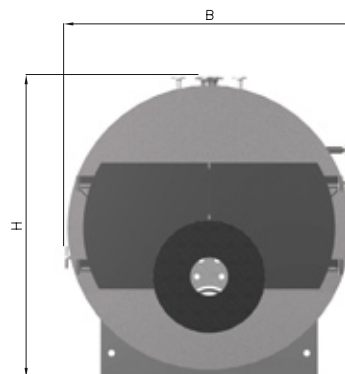

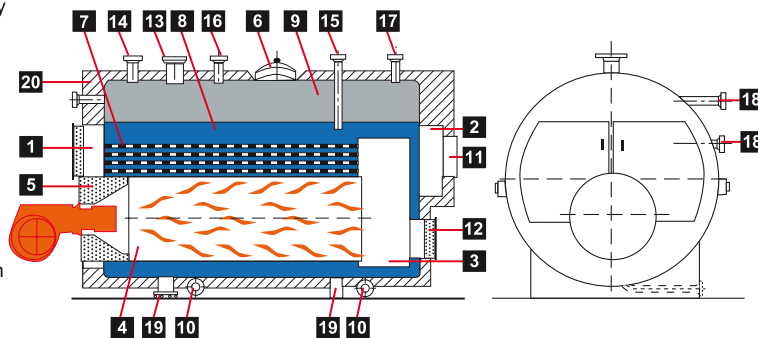


VAPOR STEAM BOILERS – TECHNICAL SPECIFICATIONS



- 1 Front reversal chamber
- 2 Flue gas chamber
- 3 Combustion chamber
- 4 Furnace
- 5 Burner plate with refractory
- 6 Manhole
- 7 Smoke tubes
- 8 Water space
- 9 Steam space
- 10 Drainage and blow down
- 11 Flue gas duct connection
- 12 Explosion hatch
- 13 Main steam connection
- 14 Level control connection
- 15 Feed water connections
- 16 Auxiliary steam connection
- 17 Safety relief valve connections
- 18 Water level indicator
- 19 Support
- 20 Insulation



VAPOR TTK STEAMBOILERS

| Type | Output kg/h | Power MW | Normal water capacity m ³ | Weight t | Main dimensions mm | | |
|---------|-------------|----------|--------------------------------------|----------|--------------------|------|------|
| | | | | | L | B | H |
| TTK-60 | 2600 | 1,7 | 6,8 | 7,8 | 4530 | 2400 | 2535 |
| TTK-70 | 3000 | 2,0 | 7,7 | 9,5 | 4830 | 2550 | 2600 |
| TTK-80 | 3500 | 2,3 | 8,0 | 9,8 | 4980 | 2590 | 2670 |
| TTK-90 | 4000 | 2,6 | 8,1 | 10,0 | 4880 | 2630 | 2720 |
| TTK-100 | 4600 | 3,0 | 9,2 | 11,7 | 5080 | 2750 | 2750 |
| TTK-125 | 5400 | 3,5 | 11,8 | 13,0 | 5180 | 2980 | 3050 |
| TTK-150 | 6600 | 4,3 | 13,2 | 15,8 | 5580 | 3050 | 3150 |
| TTK-175 | 7700 | 5,0 | 15,4 | 18,1 | 5730 | 3230 | 3300 |
| TTK-200 | 9200 | 6,0 | 17,5 | 20,9 | 6080 | 3290 | 3400 |
| TTK-250 | 11000 | 7,2 | 19,3 | 23,0 | 6130 | 3450 | 3600 |
| TTK-300 | 13000 | 8,5 | 23,8 | 28,6 | 6630 | 3700 | 3800 |
| TTK-350 | 16000 | 10,4 | 32,1 | 33,1 | 7900 | 3860 | 4000 |
| TTK-400 | 18000 | 11,7 | 33,2 | 33,3 | 8100 | 3860 | 4000 |

Technical specifications, including insulation and masonry, pressure class 10 bar



VAPOR
BOILERS SINCE 1959

VAPOR FINLAND OY • Messipojantie 20, FI-90520 OULU, FINLAND • Tel. +358 8 561 2500, fax +358 8 561 2511
vapor@vapor.fi • www.vaporfinland.com